



Moscow,  
June 2-4, 2020

ONLINE

**The organizers were:**

- Ministry of Health of the Russian Federation
- Federal State Budget Institution "National Medical Research Center for Obstetrics, Gynecology and Perinatology named after Academician V.I. Kulakov" of the Ministry of Health of the Russian Federation
- Russian Society of Obstetricians-Gynecologists (RSOG)
- Society for Reproductive Medicine and Surgery (SRMS)
- Russian Association of Gynecologists and Endoscopists (RAGE)
- Russian Association of Endometriosis (RAE)
- Congress Operator «MEDI Expo»

XXXIII International Congress with Endoscopic Course

# NEW TECHNOLOGIES

## for Diagnosis and Treatment of Gynecological Diseases



OFFICIAL REPORT

## About the congress

On June 2-4, 2020, the XXXIII International Congress with Endoscopic Course “New Technologies for Diagnosis and Treatment of Gynecological Diseases” was successfully held. Due to COVID-19 pandemic and related meeting and travel restrictions, the Congress for the first time in many years was not held in its traditional format. Despite these circumstances, this year the Congress was one of the first large-scale and events performed through global video broadcasting to the whole world.

The online format provided a unique opportunity for Russian and foreign experts to share their experience and skills, present their achievements and innovations in the diagnosis and treatment of gynecological diseases, and for participants – to look into the best clinics of the world. The Congress again managed to become a guide to the world of new professional knowledge regardless the numerous challenges.

## Relevance and organizers

The well-known Russian and foreign experts presented to the audience the latest techniques and methods for the diagnosis and correction of gynecological pathologies, minimally invasive interventions in the field of reconstructive pelvic surgery, reproductology, obstetrics, fetal surgery, pelvic surgery and gynecologic oncology, as well as alternative high-tech diagnostic methods and treatment of women's disease. At the time of the pandemic, the issues of pregnancy and childbirth in COVID-19 positive women, and the health of babies born to mothers with this diagnosis, became especially acute. A lot of additional refinements were required for surgical procedures, ART, and IVF performed in the context of the spreading coronavirus.

## The organizers were:

- Ministry of Health of the Russian Federation
- Federal State Budget Institution “National Medical Research Center for Obstetrics, Gynecology and Perinatology named after Academician V.I. Kulakov” of the Ministry of Health of the Russian Federation
- Russian Society of Obstetricians-Gynecologists (RSOG)
- Society for Reproductive Medicine and Surgery (SRMS)
- Russian Association of Gynecologists and Endoscopists (RAGE)
- Russian Association of Endometriosis (RAE)
- Congress Operator «MEDI Expo»





## Congress leaders:



### Leila Adamyan

Professor, Academician of the Russian Academy of Sciences, Deputy Director of the National Medical Research Center for Obstetrics, Gynecology and Perinatology named after Academician V.I. Kulakov of the Ministry of Health of the Russian Federation, Head Specialist in Obstetrics and Gynecology of the Ministry of Health of the Russian Federation



### Gennadiy Sukhikh

Professor, Academician of the Russian Academy of Sciences, Director of the National Medical Research Center for Obstetrics, Gynecology and Perinatology named after Academician V.I. Kulakov of the Ministry of Health of the Russian Federation

## Co-Chairmen:



A. Wattiez



J. Hamou



M. Malzoni



Ph. Koninckx

**A. Wattiez (France), J. Hamou (France), M. Malzoni (Italy), Ph. Koninckx (Belgium)** for more than 20 years have been the leaders of the International Congress “New Technologies for Diagnosis and Treatment of Gynecological Diseases”, chiefs of the endoscopic courses, co-chairmen of the scientific sessions, and the masters of live surgery.

## Official statistics on the registered users

According to official statistics, 3258 participants from 34 countries, 475 cities, 84 subjects of the Russian Federation took part in the Congress. Speakers and members of the organizing committee was represented by 99 experts.

The largest number of registered users were in Russia.

## Internet statistics

In order to ensure a stable broadcast of the Congress, two sites were involved: YouTube and the official website of the Congress. Broadcasting was organized from the RIA Novosti station and from the studio of the National Medical Research Center for Obstetrics Gynecology and Perinatology named after Academician V.I. Kulakov. The total number of views on both sites for the first day was 8984, for the second day - 6566, for the third - 6515. The total number of unique users for all three days on both sites amounted to 12685 viewers, or on average more than 4200 people a day.

## Publications

The event advertisement was published in such leading Russian scientific medical journals as: "Russian Journal of Human Reproduction"/ "Problemy reproduktivnoy zhizni" of the Media Sfera Publishing House, "Gynecology"/ "Ginekologiya" and "Women's Consultation"/ "Zhenskaya konsultatsiya" of the "Consilium Medicum" Publishing house, "Obstetrics and Gynecology"/ "Akusherstvo i Ginekologiya" of the Bionika Media Publishing House, and in the "Reproductive health of children and adolescents"/ "Reproduktivnoe zdorovie detei i podrostkov" and "Obstetrics and Gynecology"/ "Akusherstvo i Ginekologiya" of the Publishing group "GEOTAR-Media".

Announcements and banners of the event were posted on popular medical portals: <https://medvestnik.ru>, <https://www.remedium.ru/eng/>, <https://www.rmj.ru>. Information about the event was also placed on sites with listed future scientific events and in thousands of thematic groups in social networks.

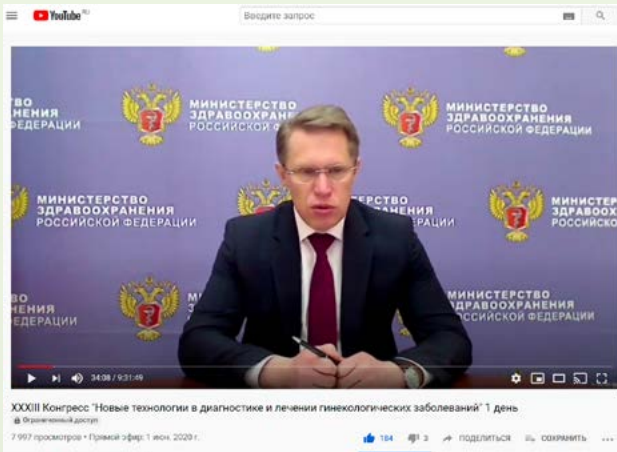
There were more than 65 publications about the event made by the leading Russian federal media: RIA Novosti, Izvestia, Rossiyskaya Gazeta, ITAR-TASS, RBC, Business-Gazeta, Vechernyaya Moskva, Interfax, Radio Mayak, etc.



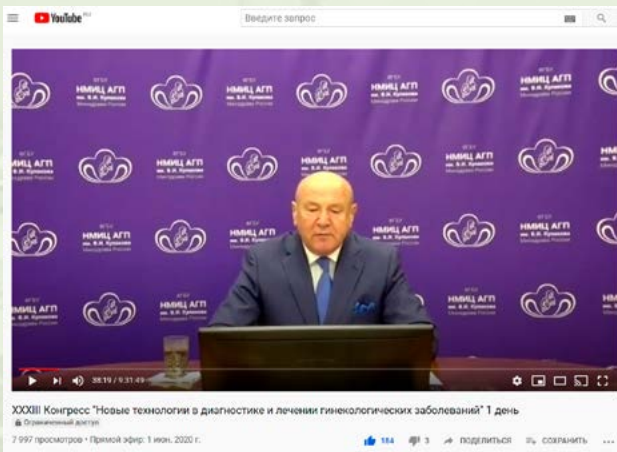
# Greetings:

Welcoming remarks were made by:

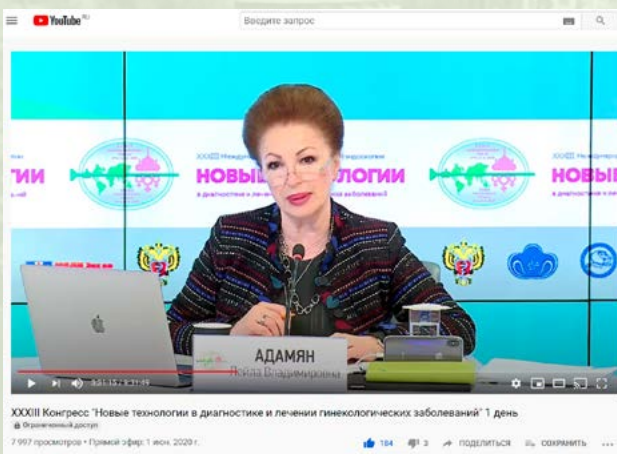
- **Mikhail Murashko**, Minister of Health of the Russian Federation
- **Gennadiy Sukhikh**, Director of the National Medical Research Center for Obstetrics, Gynecology and Perinatology
- **Leila Adamyan**, Deputy Director of the National Medical Research Center for Obstetrics, Gynecology and Perinatology, Head Specialist in Obstetrics and Gynecology, Ministry of Health of the Russian Federation



**Mikhail Murashko** thanked **Gennadiy Sukhikh** for his contribution to the maternal and child health care: “I would like to say that the dynamics of reducing infant mortality shows vast success in our country that we have not seen in previous years. It certainly indicates the consistency of our measures and the right path we are moving forward. <...> Investing in neonatal medical technologies, we have achieved, among other things, a reduction in mortality of children aged < 5 years. This is a success that allows us to hope that the child disability will reduce steadily. The technologies used in obstetrics and gynecology, and in neonatology and forecasting methods, preventive medicine will also have a positive impact on the health of our children.”



The Minister also emphasized the importance of identifying gaps and weak points in the field of in vitro fertilization so that assisted reproduction gets more effective and accessible.



Gennadiy Sukhikh, in turn, thanked the Minister for delegating the authority of the federal remote counseling center for pregnant women to the National Medical Research Center for Obstetrics Gynecology and Perinatology named after Academician V.I. Kulakov: “We built a real system that

allows us to monitor our vast territory.” Gennadiy Sukhikh also noted the efforts of colleagues who prepared their reports for the scientific program so that the experts



could together assess the situation in the field of women's health in our country and abroad in the context of pandemic.

Leila Adamyan noted that since the first Congress was held many years ago, we have managed to reach a lot of significant achievements. The professional community has dramatically expanded the spectrum of gynecological surgeries and the techniques used in surgery. The concept of new technologies went far beyond operating rooms – these now show in the hands of researchers, in new test systems, and in new and alternative therapeutic interventions. All this was well reflected in the program of the Congress.

## **Congress events and scientific program**

The scientific program included 9 plenary sessions, which highlighted extensive and relevant topics: new challenges of reproductive medicine; diagnosis and treatment of endometriosis; complex approach to implementation of new technologies for uterine cervix, vagina and pelvic floor pathology; prenatal diagnosis and fetal medicine; new technologies in diagnosis and treatment of infertility; epigenetics, anatomy, and surgery of female genital cancer; new technologies in diagnosis and treatment of benign uterine diseases; innovations in management of pelvic prolapses and urinary incontinence in women; new technologies in the diagnosis and treatment in reproductive medicine.

The scientific program also included master-classes performed by world experts: on ergonomics of endoscopic surgery; rational use of surgical energies; suture techniques; surgical dissection and pelvic anatomy. In addition, participants have witnessed live surgery from clinics in Italy performed by leading surgeons Mario Malzoni (total laparoscopic hysterectomy with lymphadenectomy), Arnaud Wattiez (deep infiltrating endometriosis) and Stefano Bettocchi (office hysteroscopy in patients with uterine septum).

A particular highlight of the Congress is traditionally its faculty and speakers. For many decades Russian and foreign experts have participated in the Congress. This time 29 foreign experts from 11 countries (France, Italy, Germany, USA, Belgium, Japan, Great Britain, India, Brazil, Portugal, UAE) presented their reports. Among them were our foreign colleagues and friends: **Prof. Jacques Hamou, Prof. Birgit Arabin, Prof. Arnaud Wattiez, Prof. Phillippe Koninckx, Prof. Mario Malzoni, Dr. Ikuko Ota, Prof. Yoshiaki Ota, Prof. Kuniaki Ota, Prof. Antonio Setubal, Prof. Roberto Tozzi, Prof. Stefano Bettocchi, Prof. Jan Deprest, Prof. Christhardt Köhler, Prof. Liselotte Mettler, Prof. Tommaso Simoncini, Dr. Nathan R. Treff, Dr. Giuseppe Bigatti, Prof. Gian Carlo Di Renzo, Prof. Wolfgang Küpker, Prof. Michelle Nisolle, Prof. Shailesh Puntambekar, Dr. Assia Stepanian, Dr. Anastasia Ussia, Prof. Revaz Botchorishvili, Prof. Kazuhiro Kawamura, Dr. Ted Lee, Dr. Armando Romeo, Prof. Hans-Rudolf Tinneberg, Prof. Vito Cela.**

A valuable contribution to the scientific program was made by Russian experts and speakers representing leading departments of medical universities and medical centers: **Andreyeva E.N., Artymuk N.V., Bezhenar V.F., Berlev I.V., Vechorko V.I.,**



Gasparyan S.A., Davydov A.I., Darenkov S.P., Dzgoeva F.Kh., Dobrokhotova Yu.E., Zuev V.M., Ischenko A.I., Kira E.F., Kiselev S.I., Konysheva O.V., Kosovtsova N.V., Kuznetsova I.V., Kurtser M.A., Nenakhov F.V., Nosov V.B., Olenov A.S., Popov A.A., Pushkar D.Yu., Radzinsky V.E., Strizhakov A.N., Tikhonova E.S., Fatkullin I.F., Khashukoeva A.Z., Chernyshenko T.A., Shelygin Yu.A., Shtyrov S.V., Shurygin M.G., Yarmolinskaya M.I.

Achievements of the National Medical Research Center for Obstetrics, Gynecology and Perinatology named after Academician V.I. Kulakov were covered in the presentations of 25 representatives of the Center, including the Director **Sukhikh G.T.**; Deputy Directors **Adamyan L.V.**, **Prilepskaya V.N.**; Directors of the Institutes: **Ashrafyan L.A.**, **Nazarenko T.A.**, **Trofimov D.Yu.**, **Shmakov R.G.**; Heads of the Departments: **Apolikhina I.A.**, **Bayramova G.R.**, **Kiselev V.I.**, **Nechushkina V.M.**, **Uvarova E.V.**, **Fedorova T.A.**, **Chernukha G.E.**; researchers and postgraduate fellows: **Akinfiev D.M.**, **Dementieva V.O.**, **Kirillova A.O.**, **Kozachenko A.V.**, **Kozachenko I.F.**, **Kostyukov K.V.**, **Kuznetsova M.V.**, **Makiyan Z.N.**, **Ovodenko D.L.**, **Smolnova T.Yu.**, **Sysoeva A.P.**, **Shmakov R.G.**, **Yureneva S.V.**

The success of the Congress was ensured by many highly-educated and well-known professionals – key Russian and foreign experts. The event covered topics on genetics; gynecologic oncology; immunology; the issues of COVID-19; reproduction; menopause; advances in gynecologic surgery: robotics, lasers, electrosurgery and many other things.

## Feedback from participants

It is worth mentioning that the Congress has received a lot of positive feedbacks and not a single negative! This is the key evidence that the Congress is in high demand, and is developing in the right direction.

**We thank all the participants and speakers for being with us.**  
**See you next time!**

